



# W A T E R F I R S T

## WEBSITE SCAVENGER HUNT



### Page

### Contents



2

How and Why

3

Education

4

Environmental

5

Internship

6

Support

7

Big Picture

8

Deeper Info





Numerous Indigenous communities across Canada are experiencing water challenges. Water First is trying to help. Go to [waterfirst.ngo](http://waterfirst.ngo) to find out more about who we are, and how we are helping. Answer the questions below by exploring the website.

**1.** A mission statement is a short statement of why an organization exists. Find and write down the Water First mission statement.

---

---

---

---

**2.** What are Water First's three program areas?

1. \_\_\_\_\_

2. \_\_\_\_\_

3. \_\_\_\_\_

**3.** Look in the "About Us" section. Fill in the blanks to get an understanding of why Water First projects are successful.

Water First partners with \_\_\_\_\_ to solve local water challenges through education, training and \_\_\_\_\_.

With our partners, we weave \_\_\_\_\_, values, and customs with \_\_\_\_\_ education.

Collaborative programs with First Nations communities should \_\_\_\_\_ Indigenous values, knowledge, customs and traditions at \_\_\_\_\_.

**4.** Land acknowledgements help us remember the history and understand the present. At Water First, we have the utmost respect for our community partners past, present and future. We show this through our land acknowledgement. Find it on our website and write it in your own words below.

---

---

---

---



Our Indigenous School Water Programs department focuses heavily on the Water First goal of blending local ecological knowledge and western science.

- 1.** Find the learning resources and list the titles of the different learning packages available to your teacher.

---

---

---

- 2.** Which learning package would be most interested in doing with your class and why?

---

---

---

- 3.** Within the learning packages, some Anishnaabe language is used. Can you find the definitions of the words below?

Nibi	_____	aki	_____
nibiikaa	_____	dakib	_____
onda'ibaaan	_____	gaming	_____

- 4.** Listed below are the kinds of projects that Water First has run. Check off three that you would be most interested in.

<input type="checkbox"/> Tree Planting	<input type="checkbox"/> Indoor Workshops	<input type="checkbox"/> Watershed Restoration
<input type="checkbox"/> Water Quality Study	<input type="checkbox"/> Aquatic Wildlife Study	<input type="checkbox"/> Other: _____

- 5.** Look at the Indigenous School Water Programs map. Find the community that is furthest away from you. Research that school. Where is it? How would their school experience be similar or different from yours?

---

---

---

---



Our Environmental Water department embodies the foundation of water science, and the ease of Traditional Knowledge meeting Western Science.

1. Look at the drop down menu to see the two types of work the Environmental Water team runs. Record them below.

---

---

2. Who are consulted before programs and projects are developed? Why is this important?

---

---

---

---

3. Look at the Environmental Water map. Find a project that had environmental interns. List the names of the interns and where they worked, including site location and the First Nation name.

---

---

---

4. Find the work that was done in Labrador. Watch the video. Write 3 sentences to describe something you liked about it.

---

---

---

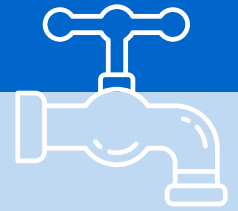
5. Watch Makaylii Jawbone's video. What part of her experience do you think you would enjoy the most.

---

---

---

---



Our Drinking Water department is the most well known to the general public because of the drinking water crisis Indigenous people of Canada face.

**1. Look at the Drinking Water section and fill in the blanks below to get an understanding of how the program works.**

In \_\_\_\_\_ months, the Internship Program provides \_\_\_\_\_ hours of training in the classroom, at \_\_\_\_\_, and out on the land.

Pairing western science with traditional knowledge creates unique opportunities. We are focused on achieving \_\_\_\_\_ so that First Nations communities can address local water challenges \_\_\_\_\_, and for the long term.

**LOOK AT THE DRINKING WATER MAP FOR THE NEXT FEW QUESTIONS.**

**2. What is the name of the Council Water First worked with in each group?**

The most southern cluster of communities:

---

---

The most northern cluster of communities:

---

---

**3. Based on the two main groups above, mark an "M" beside the communities from Manitoulin Island, and a "B" for communities from Bimose.**

Shoal Lake #40 First Nation	_____	Whitefish River First Nation	_____
Nisheshegwaning First Nation	_____	M'Chigeeng First Nation	_____
Obashkaandagaang First Nation	_____	Eagle Lake First Nation	_____
Wiikwemkoong Unceded Territory	_____	Wauzhusk Onigum Territory	_____

**4. Read the quote from Amy Waboose. Do you ever think about where your water comes from and if it is safe to drink? Why or why not?**

---

---

---



Water First could not be successful without key support from our Indigenous advisors or our funders.

1. How many people are on the First Nations Advisory Council? \_\_\_\_\_

2. Choose which Council member you would like to meet based on the information written about them and explain why.

---

---

---

---

3. Watch one of the videos on the Advisory Council. Explain why the Advisory Council is important to the success of Water First

---

---

---

---

4. List the different ways people can contribute to help Water First.

1. \_\_\_\_\_

2. \_\_\_\_\_

3. \_\_\_\_\_

4. \_\_\_\_\_

5. \_\_\_\_\_

6. \_\_\_\_\_

5. How do you think your school would be able to support Water First?

---

---

---

---

---


6. Every charity is given an official registration number. What is Water First's charitable registration number?

---



There are many things to consider when making partners and implementing programming, one of those is how do we pay for it?

1. Find the financial page and draw a circle graph that represents approximately where our funding goes.



Legend:

---

---

---

---

2. Find the sample fundraiser for schools. Write the key steps to a successful fundraiser.

---

---

---

---

3. Look under Fundraising and find three different ways you can donate to Water First. Write them below.

---

---

---

4. Think of a fundraising idea for your school. Find a quote or picture from the Water First website that you could use in your fundraising campaign. Explain what you have chosen and why.

---


---

---



There are many things to consider when making partners and implementing programming. One of those is how do we pay for it?

1. Find the Water First timeline. List the highlights below.



GO TO FREQUENTLY ASKED QUESTIONS TO ANSWER THE NEXT FEW QUESTIONS

2. List 3 different categories of drinking water advisories.

- 1. \_\_\_\_\_
- 2. \_\_\_\_\_
- 3. \_\_\_\_\_

3. List 3 different reasons drinking water advisories are issued.

- 1. \_\_\_\_\_
- 2. \_\_\_\_\_
- 3. \_\_\_\_\_

4. Read through and reflect on at least two questions in the FAQ. In your own words, explain why you think the drinking water crisis in Canada has not yet been solved.

---

---

---

---

5. Do you think that education and training about water health at the community level will help change the number of boil water advisories in Canada? Circle one. Write one sentence to explain your answer.

---

---

---